



CON. MACHO RETO PINO FÊMEA CRIMPAGEM RF-75 0,3/1,8 e RF-50 0,5/1,5

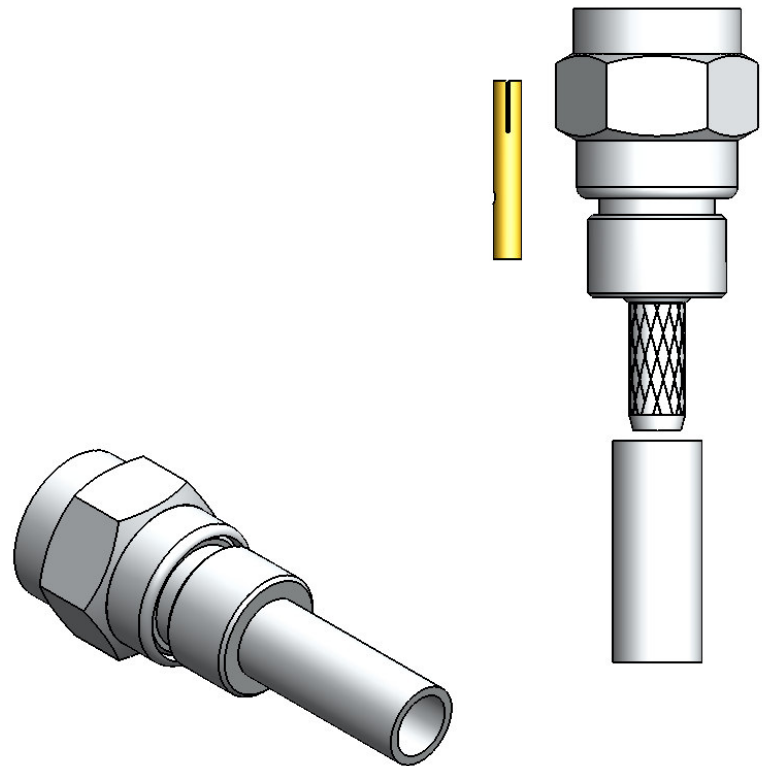
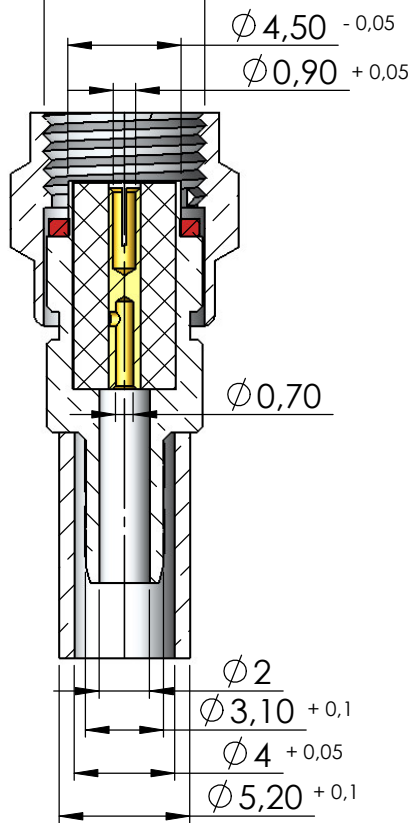
CÓDIGO: 3056

SÉRIE: SMA 50 OHMS

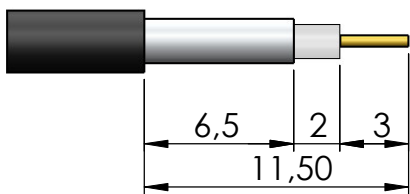
NORMA: IEC 169-15

PESO DO CONECTOR: 3,56g


Rosca 1/4" x 36 Fios



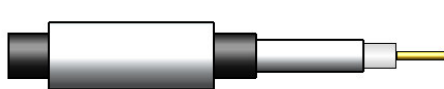
Instruções montagem do cabo no conector



1) Corte do cabo.



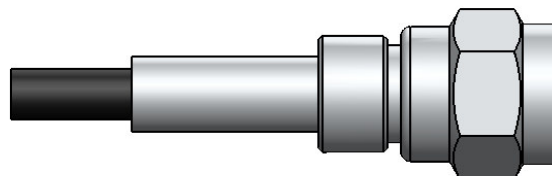
3) Soldar o condutor central no pino.



2) Introduzir a bucha no cabo.



4) Introduzir o pino soldado no conector colocando a malha sobre a parte recartilhada do conector.



5) Colocar a bucha sobre a malha até encostar no conector e crimpá-la.